

PNEUMATIC VALVES MANUAL OPERATED
VALVES SERIES 310


310 series valves represent the best choice when there is the need of reduced spaces. The poppet working guarantees the minimum response time of pneumatic signal, operation sensitivity, reliability and long life. They have anodized aluminium body and OT 58 poppet and are suitable with tube 4 mm port, 3 or 5 ways. Mounting is possible in line by holes in valve body and on panel by looking ring.

FLOW RATES

Ports : tube Ø4	Flow rate NI/Min.				
	36	43	51	60	89
Pressure bar	3	4	5	6	7

CONSTRUCTIVE FEATURES

Ports	Tube Ø4
Ways	3/2 - 5/2
Functions	Push button - Lever Pin - Roller - Key
Body	Anodized aluminium
Poppet	OT 58
Seals	Nitrilic rubber NBR
Mounting	Holes on valve body Panel mounting looking ring

TECHNICAL DATA

Fluid	Filtered air
Lubrication	With or without lubrication
Lubricant	Compatible with NBR (3°÷10° E) class H

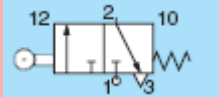
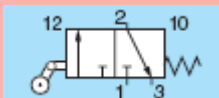
ELECTRICAL FEATURES

Denomination	Size
Nominal diameter (mm)	2,5
Operating pressure	1÷10 bar
Temperature range	-10°C + 80°C
Installation	In any position

RANGE

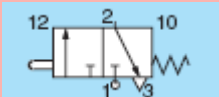
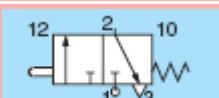
ROLLER 3/2 ways



	Symbol	Port	Ways	Weight gr.	Model
ROLLER LEVER		Tube Ø4	3/2	52	33000C
ONE WAY ROLLER LEVER		Tube Ø4	3/2	54	32000C

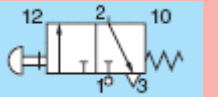
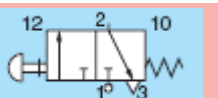
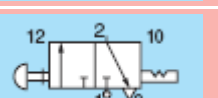
PIN 3/2 ways



	Symbol	Port	Ways	Weight gr.	Model
PIN		Tube Ø4	3/2	32	31000C
PIN WITH SCREW MOUNTING		Tube Ø4	3/2	37	31000D

PUSH BUTTON 3/2 ways



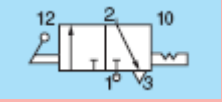
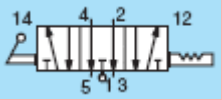
	Symbol	Port	Ways	Weight gr.	Model
PILOT SPRING SHROUDED PUSH BUTTON		Tube Ø4	3/2	92	34001
PILOT SPRING HEAD PUSH BUTTON		Tube Ø4	3/2	107	34002
DOUBLE PILOT HEAD PUSH BUTTON		Tube Ø4	3/2	107	34003



PILOT SPRING PANEL PUSH BUTTON		Tube Ø4	3/2	95	34008
PILOT SPRING Ø 63 PUSH BUTTON		Tube Ø4	3/2	222	34063

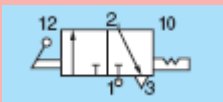
LEVER



	Symbol	Port	Ways	Weight gr.	Model
DOUBLE PILOT 3/2 ways		Tube Ø4	3/2	97	34005
3 STABLE POSITIONS 5/3 ways		Tube Ø4	5/3	129	34009

OSCILLATING LEVER

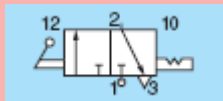



	Symbol	Port	Ways	Weight gr.	Model
PILOT SPRING 3/2 ways		Tube Ø4	3/2	132	34004

Red lever: Mogel + **R** | Black lever: Model + **N**

KEY



	Symbol	Port	Ways	Weight gr.	Model
DOUBLE PILOT 3/2 ways		Tube Ø4	3/2	122	34007
3 STABLE POSITIONS 5/3 ways		Tube Ø4	5/3	154	34010



VALVE WITH PLATE



Ways	Port	Weight Gr.	Model
3/2	Tubo Ø4	54	34000A1



Ways	Port	Weight Gr.	Model
5/2	Tubo Ø4	54	34000A2

